



Properties








Base Construction	Steel
Lens	Glass
Application	Sconce
Location	Damp
Light Source	E26 Lamp Base

Standard Selection

Voltage	TD*
Finish	Black/Antique Gold
CCT	3000K
Recommended Bulb	A19*

* Bulb not included

Finish Options

 Black	 Bronze
 Brushed Nickel	 Gold/Brass
 ORB	 White
 Black/Antique Gold	

CCT Options

CCT	2700K/3000K/3500k/4000K
-----	-------------------------

Options

Size	Dimensions	Wattage	Voltage	Lumens
BCRMP-10	H:9.75" W:5.88" E:7.5"	9	TD (120V Triac dimming)	0

Not seeing what you're looking for?
Contact us!
info@asllighting.com